

Amended Quarterly Report

July- September 2010

① A handwritten signature or initials, possibly reading 'EJ' or similar, located at the bottom right of the page.

Year	2010
Quarter	Jul to Sep

2.2 Details of Income

ACCT NO	DESCRIPTION	a		b		c=(a+b)		d		e		f		g=(e+f)		h	
		Jul to Sep 2010								YEAR TO DATE 2010							
		ACTUAL	COMMITTED	TOTAL	BUDGET	ACTUAL	COMMITTED	TOTAL	BUDGET	ACTUAL	COMMITTED	TOTAL	BUDGET	ACTUAL	COMMITTED	TOTAL	BUDGET
€	€	€	€	€	€	€	€	€	€	€	€	€	€	€	€	€	
2	Income																
0000	Government																
0001	Annual	169,646.00		169,646.00	157,212.25			509,038.00						509,038.00			471,636.75
0002	Supplementary	17,251.44		17,251.44	39,546.50			17,251.44						17,251.44			118,639.50
0003	Special needs																
0004	Public/government delegations																
0005	Other																
		186,897.44		186,897.44	196,758.75			526,289.44						526,289.44			590,276.25
0020	Bye-Laws																
0021	Community services																
0036	Contravention of bye-laws	24,273.39		24,273.39	24,000.00			73,086.77						73,086.77			36,000.00
0056	Sponsorships	3,366.88		3,366.88	1,000.00			7,487.49						7,487.49			3,000.00
0066	General	36,805.00		36,805.00	3,000.00			44,683.42						44,683.42			9,000.00
		64,445.27		64,445.27	28,000.00			125,257.68						125,257.68			48,000.00
0090	Investment																
0091	Bank interest				750.00												2,250.00
0096	Government securities																
					750.00												2,250.00
0100	General																
0110	Donations	118.80		118.80				6,693.80						6,693.80			
0120	Contributions																
		118.80		118.80				6,693.80						6,693.80			
	TOTAL	251,461.51		251,461.51	225,508.75			658,240.92						658,240.92			640,526.25

2.3 Details of Expenditure

ACCT NO	DESCRIPTION	a		b		c=(a+b)		d		e		f		g=(e+f)		h	
		Jul to Sep 2010								YEAR TO DATE 2010							
		ACTUAL	COMMITTED	TOTAL	BUDGET	ACTUAL	COMMITTED	TOTAL	BUDGET	ACTUAL	COMMITTED	TOTAL	BUDGET	ACTUAL	COMMITTED	TOTAL	BUDGET
€	€	€	€	€	€	€	€	€	€	€	€	€	€	€	€	€	
I	Expenditure																
1000	Personal Emoluments																
1100	Mayor's allowance & Member's Allow.	2,386.50		2,386.50	5,100.00			13,355.00						13,355.00		15,300.00	
1200	Employee salaries and wages	23,753.40		23,753.40	15,250.00			68,644.33						68,644.33		45,750.00	
1300	Bonuses				2,150.00			2,821.20						2,821.20		6,450.00	
1400	Income supplements	545.07		545.07	425.00			968.99						968.99		1,275.00	
1500	Social Security Contributions	1,995.48		1,995.48	1,875.00			5,863.04						5,863.04		5,625.00	
1600	Allowances	116.49		116.49	125.00			349.47						349.47		375.00	
1700	Overtime	186.90		186.90	200.00			373.80						373.80		600.00	
		28,983.84		28,983.84	25,125.00			92,375.83						92,375.83		75,375.00	
2000	Operations and maintenance																
2100	Utilities	3,097.42	1,500.00	4,597.42	3,750.00			9,619.25	1,500.00					11,119.25		11,250.00	
2200	Materials and supplies				2,500.00			3,076.77						3,076.77		7,500.00	
2300	Repair and upkeep																
2310	Public Property				3,922.00			10,149.92						10,149.92		11,765.00	
2311	Road and Street Pavements	5,036.39		5,036.39	6,166.00			15,958.33						15,958.33		18,498.00	
2312	Walkways				58.00			150.42						150.42		174.00	
2313	Signs																
2314	Road Markings																
2330	Office Furniture and Fittings	153.75		153.75	438.00			1,134.32						1,134.32		1,315.00	
2340	Plant and Equipment	407.07		407.07	1,455.00			3,766.91						3,766.91		4,366.00	
2360/70	Sundry / Other Repairs & Upkeep	800.09		800.09	1,710.00			4,426.47						4,426.47		5,131.00	
2375	Council Property																
2400	Rent	2,445.84		2,445.84	2,446.00			8,250.02						8,250.02		7,338.00	
2500	National/International memberships	668.00		668.00	500.00			2,805.07						2,805.07		1,500.00	
2600	Office services	3,733.36		3,733.36	5,000.00			11,389.96						11,389.96		15,000.00	
2700	Transport	170.00		170.00	1,000.00			1,467.92						1,467.92		3,000.00	
2800	Travel	668.00		668.00	2,000.00			6,520.50						6,520.50		6,000.00	
2900	Information services	1,783.14		1,783.14	2,000.00			13,460.75						13,460.75		6,000.00	
3000	Contractual services																
3010	Street Lighting	2,275.17	2,000.00	4,275.17	3,788.00			9,262.91	2,000.00					11,262.91		11,364.00	
3020	Lease of Equipment	159.47	200.00	359.47	216.00			443.51	200.00					643.51		649.00	
3030	Insurance Coverage				800.00			2,377.38						2,377.38		2,399.00	
3035	Bank Charges	83.78		83.78	132.00			393.15						393.15		397.00	
3040	Waste Disposal		5,000.00	5,000.00	6,735.00			15,024.27	5,000.00					20,024.27		20,204.00	
3041	Refuse Collection	10,739.60	20,000.00	30,739.60	30,103.00			69,505.05	20,000.00					89,505.05		90,309.00	
3042	Bulky Refuse Collection		2,700.00	2,700.00	2,526.00			4,811.94	2,700.00					7,511.94		7,579.00	
3043	Bins on wheels		1,000.00	1,000.00	603.00			794.10	1,000.00					1,794.10		1,810.00	
3050	Cleaning Services	130.93	70.00	200.93	338.00			936.43	70.00					1,006.43		1,015.00	
3051	Road and Street Cleaning	4,702.53	10,000.00	14,702.53	11,701.00			24,790.18	10,000.00					34,790.18		35,103.00	
3052	Clean. & Maint. - Non-Urban Rds	110.68	300.00	410.68	1,602.00			4,462.94	300.00					4,762.94		4,806.00	
3053	Cleaning of Public Conveniences	2,144.41	2,100.00	4,244.41	2,751.00			6,079.27	2,100.00					8,179.27		8,253.00	
3055	Cleaning Council Premises		300.00	300.00	207.00			316.10	300.00					616.10		622.00	
3060	Other Contractual Services																
3061	Clean. & Maint. - Parks & Gardens	1,543.75	4,632.00	6,175.75	6,231.00			13,893.75	4,632.00					18,525.75		18,692.00	
3062	Cleaning & Maint. - Verges																
3063	Clean. & Maint. - Beaches & Coast.																
3064	Clean. & Maint. - Ctry N.U. Areas																
3100	Professional services	2,167.02	3,700.00	5,867.02	7,000.00			21,968.64	3,700.00					25,668.64		21,000.00	
3200	Training	1,388.90		1,388.90	1,000.00			2,563.90						2,563.90		3,000.00	
3300	Community and hospitality	2,233.61		2,233.61	5,000.00			13,478.22						13,478.22		15,000.00	
3600	Local Enforcement Expenditure	4,532.82	13,300.00	17,832.82	7,500.00			22,208.20	13,300.00					35,508.20		22,500.00	
3800	Twinning				875.00			951.00						951.00		2,625.00	
3400	Incidental expenses	108.57		108.57	1,000.00			596.42						596.42		3,000.00	
		51,284.30	66,802.00	118,086.30	123,053.00			307,033.97	66,802.00					373,835.97		369,164.00	
7000	Capital expenditure																
7001	Acquisition of property																
7100	Construction	3,187.64		3,187.64	10,000.00			32,085.95						32,085.95		30,000.00	
7200	Improvements	17,786.29		17,786.29	29,500.00			38,891.31						38,891.31		88,500.00	
7300	Equipment	2,343.22		2,343.22	125.00			6,907.45						6,907.45		375.00	
7500	Special programmes							7,187.45						7,187.45			
		23,317.15		23,317.15	39,625.00			85,072.16						85,072.16		118,875.00	
TOTAL		103,585.29	66,802.00	170,387.29	187,803.00			484,481.96	66,802.00					551,283.96		563,414.00	

2.1: Consolidated Details of Income and Expenditure


ACCT NO	DESCRIPTION	Jul to Sep 2010				YEAR TO DATE 2010			
		a	b	c=(a+b)	d	e	f	g=(e+f)	h
		ACTUAL	COMMITTED	TOTAL	BUDGET	ACTUAL	COMMITTED	TOTAL	BUDGET
	€	€	€	€	€	€	€	€	
2	Income								
0000	Government	186,897.44		186,897.44	196,758.75	526,289.44		526,289.44	590,276.25
0020	Bye-laws	64,445.27		64,445.27	28,000.00	125,257.68		125,257.68	48,000.00
0090	Investment				750.00				2,250.00
0100	General	118.80		118.80		6,693.80		6,693.80	
	TOTAL	251,461.51		251,461.51	225,508.75	658,240.92		658,240.92	640,526.25
1	Expenditure								
1000	Personal emoluments	28,983.84		28,983.84	25,125.00	92,375.83		92,375.83	75,375.00
2000	Operations and maintenance	51,284.30	66,802.00	118,086.30	123,053.00	307,033.97	66,802.00	373,835.97	369,164.00
7000	Capital expenditure	23,317.15		23,317.15	39,625.00	85,072.16		85,072.16	118,875.00
	TOTAL	103,585.29	66,802.00	170,387.29	187,803.00	484,481.96	66,802.00	551,283.96	563,414.00
	Balance	147,876.22	(66,802.00)	81,074.22	37,705.75	173,758.96	(66,802.00)	106,956.96	77,112.25
	Opening Cash and Bank Balances		At 01 Jul 10	535,477.89			At 01 Jan 10	528,990.18	
Less	Future Commitments (note 3)			159,000.00				159,000.00	
				159,000.00				159,000.00	
Add:	Balance (Surplus/(Deficit))			81,074.22				106,956.96	
	Available Funds			457,552.11				476,947.14	
	Allocation during Current Year			169,646.00				509,038.00	
	% Financial Situation Indicator			269.71				93.70	

Notes:


- 1 The amounts entered in the actual column will be the figures extracted from the Sage Reports
- 2 The amounts entered in the committed column will be those amounts not yet entered into Sage as Creditors or Accruals in the case of expenditure and any accrued income or amounts due still outstanding.
- 3 Future Commitments will include any tenders which have been awarded which have not yet commenced or which are partly completed. The amount committed to the project (not yet utilised) will need to be entered in this part and details given on the projects.

Declaration:

The Mayor and the Executive Secretary declare that the above statements show a true and fair view of the Council's position on the signing date and that all commitments have been included in these financial statements.



 Mayor
 Mario Calleja




 Executive Secretary
 Josef Grech

26/11/2010

 Date





Kunsill Lokali Marsaskala

228, Triq is-Salini, Marsaskala
Tel : 21637171, Fax : 21637744,

E-mail : marsaskala.lc@gov.mt

Minuti tal-laqgħa li nżammet għewwa l-uffiċini amministrattivi tal-Wasteserv Nhar il-Hamis 4 ta' Novembru 2010 **fis-7.30pm.**

<u>Preżenti</u>	<u>Membri</u>
Is-Sindku	Is-Sur Mario Calleja
Il-Vici Sindku	Is-Sur Charlot Mifsud
Il-Kunsilliera	Lawrence Ciantar Jesmond Mugliett Daniel Spiteri Is-Sur John B. Camilleri Is-Sur George Farrugia Is-Sinjura Carmen Fearne Is-Sur Josef Grech
Segretarju Eżekuttiv	Is-Sur Sandro Gatt
Skuzati	
WASTESERV	Perit Giorgio Schembri – Project Leader Perit Ivan Bartolo - Chief projects Manager Ing Peter Vella –Operations Manager Henriette Caruana – PA Technical Elaine Saliba – Environment – Public Relations Channelle Brincat – Public Relations Vince Magri – CEO

Mayor
Mario Calleja

Deputy Mayor
Charlot Mifsud

Councillors
John Baptist
Camilleri
Carmen Fearne
Lawrence Ciantar
George Farrugia
Sandro Gatt
Jesmond Mugliett
Daniel Spiteri

Executive Secretary
Josef Grech


- Saret referenza ghal-applikazzjoni ta' pompa tal-petrol fejn il-Kunsill Lokali kien ogġezzjona. L-Ing Ivan Bartolo spjega li l-barriera eżitenti li hemm mhux se jibqa topera minhabba li m'għandiex il-permessi neċessarji u se issir bħala post fejn l-ilma jkun jista jioskula lura fil-water table.
- Is-Sindku talab lill-membri tal-Wasteserv biex jikkunsidraw li jagħtu bħala donazzjoni bankijiet biex jitqiegħdu matul il-promenade minhabba li l-bankijiet li hemm il-preżent jinsabu f' sitwazzjoni mhux daqshekk tajba. Saret diskussjoni dwar il-possibiltà li tingħata xi kamra mill-*premises* lil Girl Guides minhabba li l-istess girl guides m'għandhomx post fejn joqogħdu. Il-Kunsill se jkollu possibiltà' wkoll li jorganizza gruppi sabiex jkun jistgħu iżuru l-post.

Il-Kunsillier is-Sur Daniel Spiteri staqsa għalfejn f'85,000m² kif ma nstabux 120m² għall-grawnd bit-track madwaru u gie mwieġeb li minhabba li se jkun mtarrag fi 3 livelli differenti.

➤ Il-laqgħa spicċat fis-7.15p.m.


Mario Calleja
Sindku


Josef Grech
Segretarju Eżekuttiv



	Borza Griza Before	Borza Griza After	BIS Green MT	BIS WasteServ	Total
Novembru	14.4 '08	12.74	6.34		19.079
Dicembru	11.52 '08	10.10	5.99		16.093
Jannar	11.52 '10	9.86	9.12		18.98
Frar	11.52	10.90	9.35		20.23
Marzu	14.4	14.02	10.29	14.08	38.4
April	11.52	11.66	8.13	14.54	34.33
Mejju	14.4	15.48	10.16	13.71	39.36
Gunju	11.52	11.38	9.07	10.20	30.65
Lujju	11.52	15.98	12.44	4.21	32.63
Awwissu	14.4	17.28	17.91	8.50	43.69
Settembru	11.52	13.06	11.64	6.62	31.33
Totals in tonnes	138.24	142.46	110.44	71.86	324.77
Difference	324.77 - 138.24 = 186.53				